
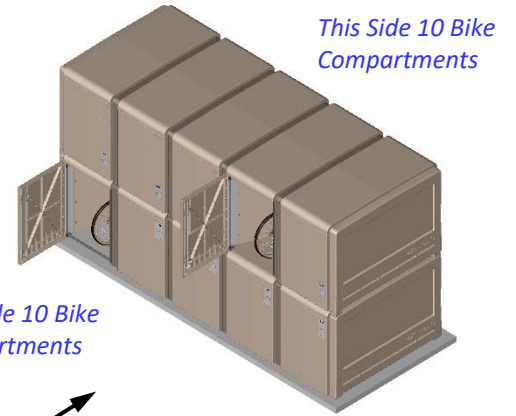




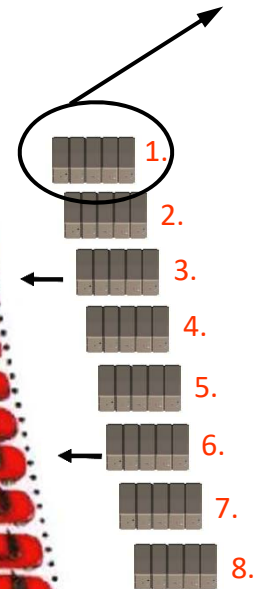
# Active Transportation: *Parking Lot Diet*

**Parking Space Required for 160 Cars VS. 160 Bikes Parked Securely**



*This Side 10 Bike Compartments*

*160 Total Bike Security Locker Footprint Occupies Only (13) Car Parking Spaces!*



*Shown Left are (8) Stacked Bike Locker Banks Each Have 20 Bike Storage Capacity In M20 CycleSafe® Modular Security System – plus 72-inch access aisle located between the designated bike locker banks.*

**160 Automobile Parking Spots**

**45,000 Sq Ft**  
Required for 160 Car  
Parking Commuters



**160 BIKE LOCKER SPOTS**

**1,296 Sq Ft**  
Required for 160  
Bicycle Parking Commuters Using  
Storage Lockers



*This Side 10 Bike Compartments*



*Typical Stacked Bike Locker Banks  
M20 CycleSafe® Modular Security System  
Each Bank Have 20 Bike Storage Capacity*

*This Side 10 Bike Compartments*

[www.cyclesafe.com](http://www.cyclesafe.com)



*Typical Stacked Bike Locker Banks*



***M20 CycleSafe® Modular Security System***  
*Each Bank Have 20 Bike Storage Capacity*

[www.cyclesafe.com](http://www.cyclesafe.com)