

Cargo Bike Dock



Overview:

Designed specifically for long-tails, Bakfiets (Dutch-style), or cargo trikes, the Cargo Bike Dock enables easier access to secure your bike. With 2-inch square tubing and an articulating lock bracket, it allows standard “U” and cable locks to reach the locking points of the bike, providing cargo bikers with the space and security they deserve.

Benefits:

- 2” x 2” x 3/16” structural square tube resists efforts from thieves using pipe cutters
- Locking bracket hinges into multiple positions depending on bike’s offset to enable use of standard “U” or cable lock
- Accommodates two bikes
- Low height profile discourages use of standard bikes to reserve spaces for cargo bikes

Cargo Bike Dock

Recommended Setbacks

Features:



Accommodates
2 bikes



2" square tubing,
7" gauge



Galvanized finish



Temporary anchor: 28879
Temporary secure anchor:
26270
Permanent anchor: 6266

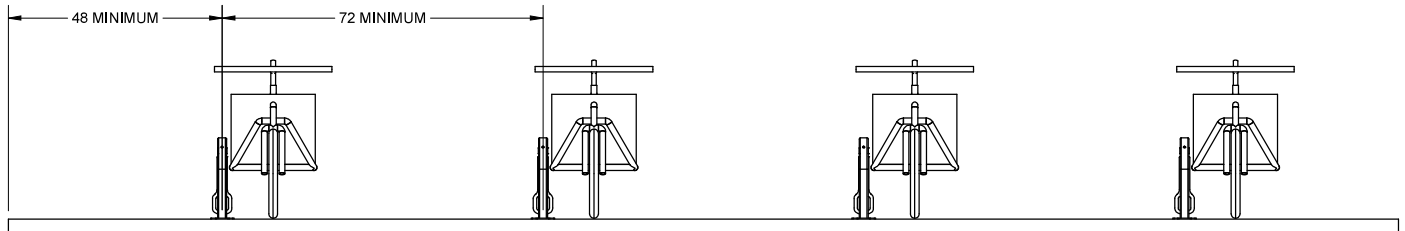
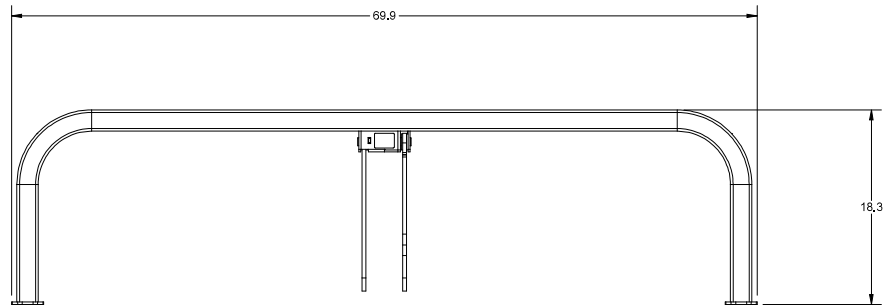
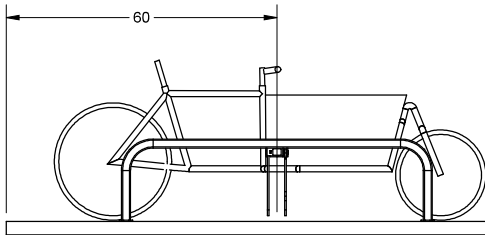
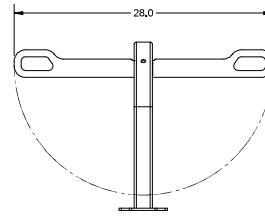
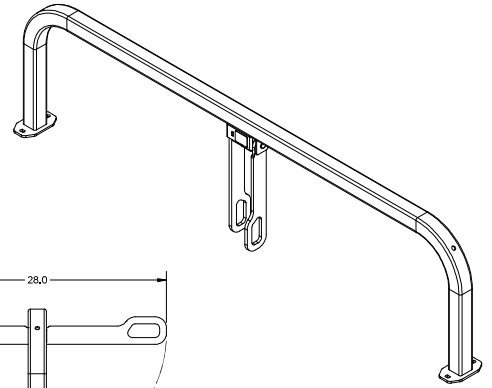
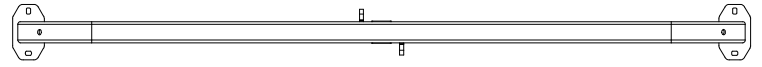


1 year
warranty



Made in
the USA

Anchors sold separately



DIMENSIONS

Model #	# Bikes	Type of Mount	Weight	Length	Height	Width
28385	2	Flange	46 lbs.	73"	18.25"	5.25"