

eBike Charging Station



Overview:

Our eBike charging station is a public-use, universal eBike battery charging system that provides a welcome amenity for electric bike owners who want a secure place to charge while parked. Designed to accommodate a wide range of personal eBike drive systems, each “charging dock” has a secure, user-accessible locker that contains a 120V/240V outlet for users’ personal chargers.

Benefits:

- Available in worldwide power options 120V/240V; designed to be hardwired
- Active cooling system prevents chargers from overheating
- All units equipped with GFCI outlets
- Wheel wells accommodate 20” to 29” wheels and up to 5” tires (sold separately)
- Charging locker door secured with padlock
- User instruction on each unit
- Uses UL listed components



eBike Charging Station

Recommended Setbacks

Features:



Accommodates
1 bike per dock



Can be installed
indoors or outdoors
with overhead cover



Recommended
anchor: 28879



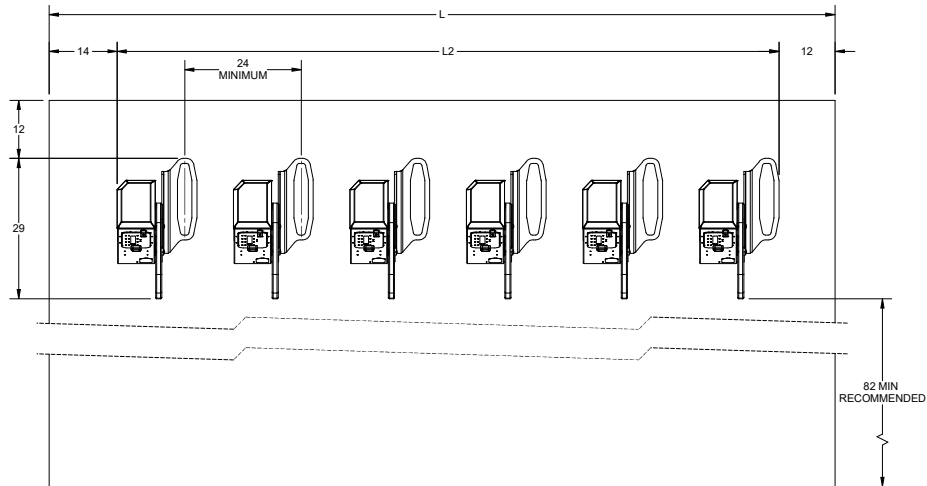
1 year
warranty



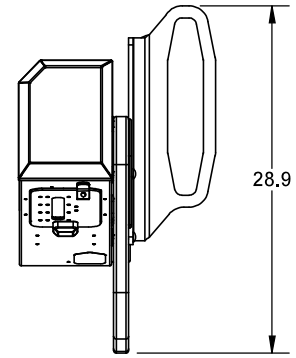
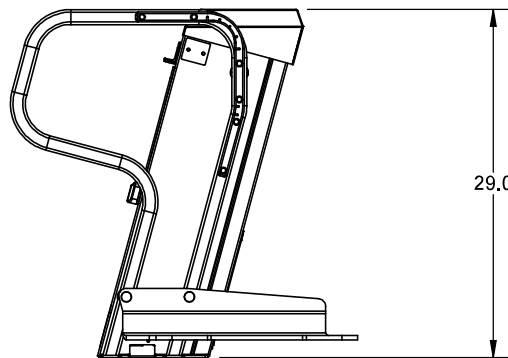
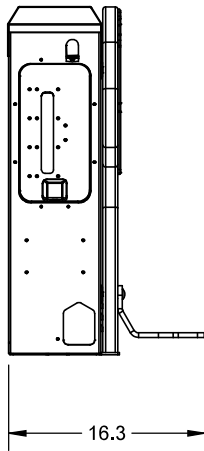
Made in
the USA

Anchors sold separately

Site Layout:



SYSTEM LENGTH		
# of Docks	"L"	"L2"
1	42	16
2	66	40
3	90	64
4	114	88
5	138	112
6	162	136
7	186	160
8	210	184



DIMENSIONS						
Model #	# Bikes	Outlet configuration	Length	Height	Width	Finish
84101320	1	USA/Canada Outlet	16.3"	29"	28.9"	Powder Coat
84201320	1	EU Outlet	16.3"	29"	28.9"	Powder Coat
84301320	1	UK Outlet	16.3"	29"	28.9"	Powder Coat
84401320	1	Australia/New Zealand Outlet	16.3"	29"	28.9"	Powder Coat